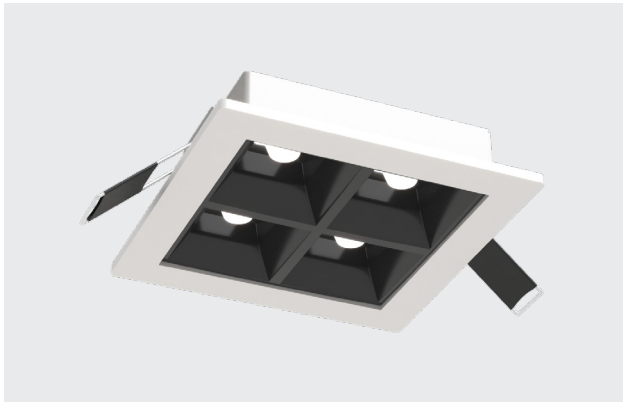


PROJECT: \_\_\_\_\_ SPECIFIER: \_\_\_\_\_ TYPE: \_\_\_\_\_ QTY: \_\_\_\_\_ DATE: \_\_\_\_\_

1 \_\_\_\_\_ 2 \_\_\_\_\_ 3 \_\_\_\_\_ 4 \_\_\_\_\_ 5 \_\_\_\_\_ 6 \_\_\_\_\_ 7 \_\_\_\_\_ 8 \_\_\_\_\_ 9 \_\_\_\_\_ 10 \_\_\_\_\_



### TECH OPTIONS



### DESCRIPTION

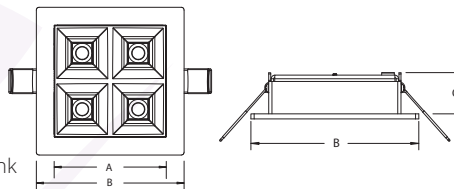
Architectural grade downlight with modern aesthetic and hidden light source. Powdercoated steel and aluminum square housing with seamless glare eliminating shade and highly efficient sublens available in multiple beam distribution options. Inherently protected luminaire with IC and non-IC options available. Thermal protection in case of improper insulation use. Positive retention springs allow for easy installation and prevent sagging.

### FEATURES

- Housing & Trim:** powder coated or plated steel and aluminum housing
- Cutout:** square
- Shade:** Black Matte or Gloss, White Matte or Gloss, Silver Matte or Gloss
- Optic:** glare eliminating shade with sublens
- Beams:** 50°, 80°
- Lumen Output (nominal):** up to 900 lm, 106+ lm/W
- Mounting:** new construction and remodeler; IC-rated for lower lumens
- LED:** Sunlike 97, Salud 90+, Static White 80 & 90 min

### DIMENSIONS

- Optic (A):** 3.15"
- Flange (B):** 4.15"
- Height (C):** 1.10"
- Ceiling Opening:** 3.5"
- Ceiling Thickness:** ½" - 1" thk



**WARRANTY** 5 Year Limited Warranty (Covers Standard Components)

### RATINGS & CERTS

Made In USA with Global Components  
Damp Location Rated



<b>1: TYPE</b>	<b>LM3-RD</b>	Recessed Downlight
<b>2: LED COLOR &amp; CRI</b>	<b>SW80-30K</b> <b>SW80-35K</b> <b>SW80-40K</b> <b>SW90-27K</b> <b>SW90-30K</b> <b>SW90-35K</b> <b>SW90-40K</b> <b>SA90-30K</b> <b>SA90-35K</b> <b>SA90-40K</b> <b>SL97-27K</b> <b>SL97-30K</b> <b>SL97-35K</b> <b>SL97-40K</b>	3000K Static White 90+ 3500K Static White 90+ 4000K Static White 90+ 2700K Static White 90+ 3000K Static White 90+ 3500K Static White 90+ 4000K Static White 90+ 3000K Salud 90+ 3500K Salud 90+ 4000K Salud 90+ 2700K Sunlike 97 3000K Sunlike 97 3500K Sunlike 97 4000K Sunlike 97
<b>3: LUMENS</b> <small>*See page 2 LED Power Info for chip-specific lumens</small>	<b>05LM</b> <b>07LM</b> <b>09LM</b>	500 lm 700 lm 900 lm
<b>4: VOLTAGE</b>	<b>U</b> <b>1</b> <b>2</b>	120-277Vac 120Vac 277Vac
<b>5: DIMMING / DRIVER</b>  <small>* &lt;20W available for static white</small>  <small>** Drivers use logarithmic dimming curve as standard. For linear curve add "LIN" after Dimming Code</small>	<b>10V</b> <b>10V1</b> <b>10VZ1</b> <b>LTEA</b> <b>LUT1</b>  <b>LUTZ1*</b>  <b>ELD1</b> <b>ELDZ1</b>	<10% Dim 0-10V 1% Dim 0-10V 0.1% Dim 0-10V 1% Dim Lutron Hi-Lume 2-Wire (120V only) 1% Dim Lutron Hi-Lume EcoSystem Soft-on & Fade Black 0.1% Dim Lutron Hi-Lume Premium EcoSystem Soft-On & Fade Black for static white & Lumenetix tunable white 1% Dim eldoLED ECOdrive 0.1% Dim eldoLED SOLOdrive
<b>6: SHADE</b>	<b>BM</b> <b>BG</b> <b>WM</b> <b>WG</b> <b>SM</b> <b>SG</b>	Black Matte Black Gloss White Matte White Gloss Silver Matte Silver Gloss
<b>7: OPTIC</b>	<b>BW</b> <b>BXW</b>	50° Wide 80° Extra Wide
<b>8: TRIM FINISH</b>  <small>*All plating finishes have protective coating</small>	<b>WH</b> <b>BK</b> <b>BZ</b> <b>LB</b> <b>CS</b> <b>CC</b> <b>BS</b> <b>BC</b> <b>BR</b> <b>NS</b> <b>NC</b>	White Matte Black Matte Oil-rubbed Bronze Brush Plated Light Bronze Plated Copper Satin Plated Copper Chrome Plated Black Satin Plated Black Chrome Plated Brass Plated Nickel Satin Plated Nickel Chrome Plated
<b>9: IC RATING (OPTIONAL)</b>	<b>IC</b>	Insulated ceiling <small>*All luminaires are inherently protected, enclosed box not required for IC rating.</small>
<b>10: ACCESSORY</b>	<b>HB</b> <b>EN</b> <b>BB7</b> <b>BB11</b> <b>BB24</b> <b>347STEP</b>  <b>480STEP</b>	Ceiling plate with hanger bars Enclosed box with ceiling plate & bars Battery Backup 7W for 90 mins Battery Backup 11W for 90 mins Battery Backup 24W for 90 mins Individual 347-277Vac Step Down Transformer w/ 18" whip Individual 480-277Vac Step Down Transformer w/ 18" whip

**LED POWER INFO**

**Static White LED 90+ CRI @ 3000K (nominal)**

Ordering Code	Lumens, Nominal Delivered	Input Power, Nominal	Efficacy, Nominal
07LM	650 lm	5.4W	115 lm/W
09LM	900 lm	8.5W	105 lm/W

**Sunlike LED 97 CRI @ 3000K (nominal)**

Ordering Code	Lumens, Nominal Delivered	Input Power, Nominal	Efficacy, Nominal
04LM	460 lm	5.4W	85 lm/W
07LM	720 lm	8.5W	85 lm/W

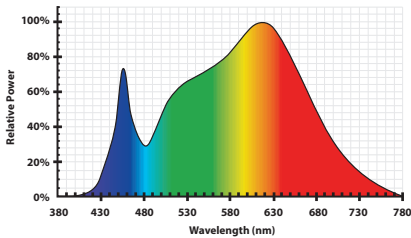
**Salud LED 90+ CRI @ 3000K (nominal)**

Ordering Code	Lumens, Nominal Delivered	Input Power, Nominal	Efficacy, Nominal
04LM	497 lm	5.4W	92 lm/W
07LM	778 lm	8.5W	92 lm/W

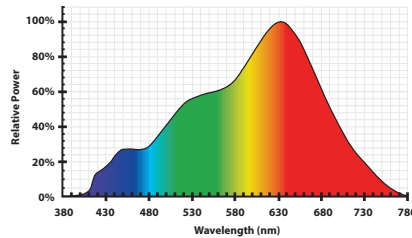
**Melanopic Ratios - Salud LED**

CCT	Standard Ratio	Salud Ratio
3000K	0.53	0.68
3500K	0.63	0.72
4000K	0.67	0.80

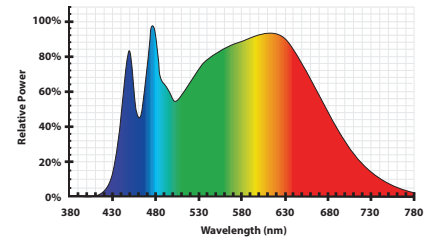
**SPECTRAL POWER DISTRIBUTION**



Standard LED 90+ CRI @ 3000K



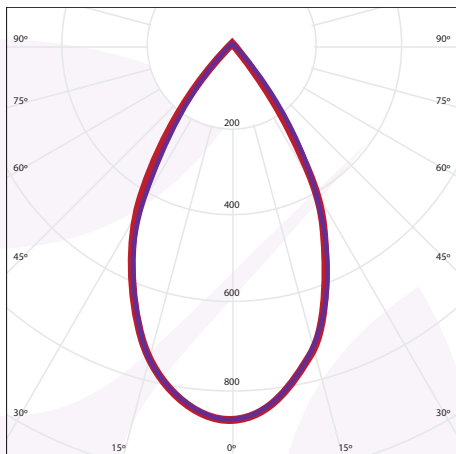
SunLike LED 97 CRI @ 3000K



Salud LED 90+ CRI @ 4000K

**BEAM DISTRIBUTION**

**BW - 50° Wide**



**BXW - 80° Extra Wide**

